

SPRINGBORO COMMUNITY CITY SCHOOLS

RECONCILIATION FOR MONTH ENDING

JANUARY 31, 2021



Depository Balances:

5/3 Operating Checking Acct #99903794	\$8,904,749.15	
Total Depository Balances		\$8,904,749.15

Adjustments to Bank Balance:

Outstanding Checks: Accounting	-\$659,413.46	
Payroll	-\$164,110.33	
Outstanding Vcards: Accounting	\$30,311.93	
Adjustments/Notes	\$0.00	
1)	\$ -	
Total Adjustments to Bank Balance		-\$793,211.86

Investments:

CD - Harold E Mills 5/3 Bank (9098)	\$41,717.89	
CD - Merle & Mary Allen 5/3 Bank (9219)	\$56,439.08	
CD - Grange Scholarship 5/3 Bank (9093)	\$22,425.39	
Huntington Bank Acct #1041012893	\$1,046,527.25	
Star Ohio	\$35,349.04	
5/3 Securities	\$5,056,332.66	
Total Investments		\$6,258,791.31

Total Bank Balances **\$14,370,328.60**

Total Fund Balance **\$14,370,328.60**

\$0.00

Arbiter Account:

Acct #1095061300 Arbiter Balance	\$4,007.92	
Outstanding Payments	\$0.00	
Book Balance		\$4,007.92

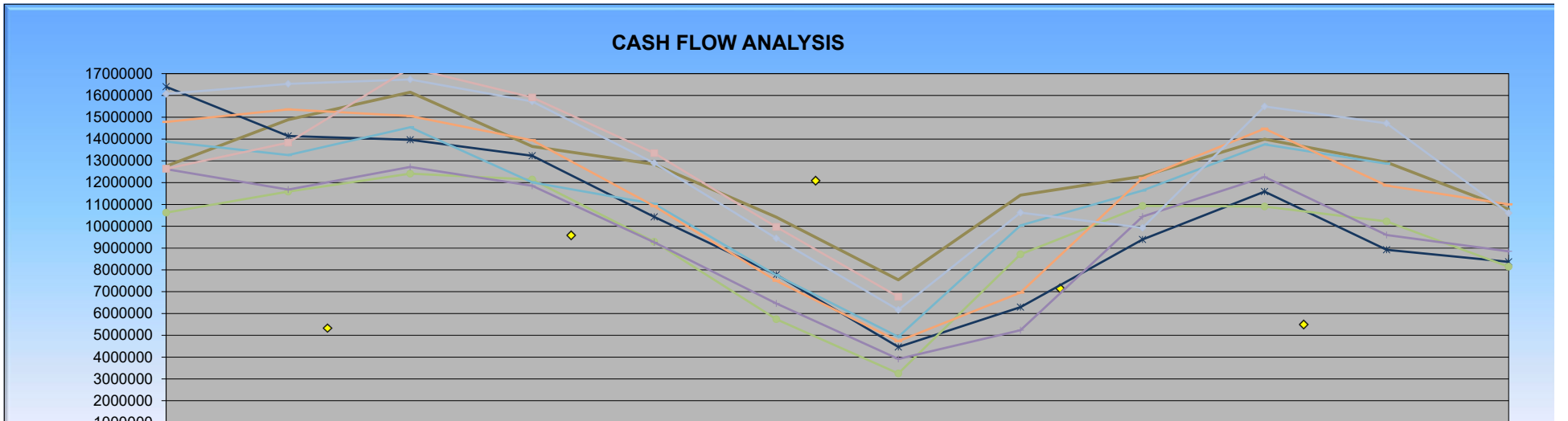
Fifth Third Bank:

Acct#7703569421		\$22,000.00
-----------------	--	-------------


Terrah Stacy, Treasurer/CFO

SPRINGBORO COMMUNITY CITY SCHOOLS
CASH FLOW HISTORY
(Amounts Represent General Fund Month Ending Balances)

FY	Current Month											
	July	August	September	October	November	December	January	February	March	April	May	June
2014	12,754,762	14,885,287	16,147,877	13,663,073	12,844,156	10,417,017	7,543,879	11,426,299	12,288,002	13,994,917	12,934,439	10,782,854
2015	16,398,089	14,138,107	13,965,306	13,233,279	10,429,438	7,777,413	4,466,180	6,292,608	9,395,939	11,591,212	8,923,751	8,368,436
2016	10,623,482	11,592,457	12,413,277	12,141,221	9,292,765	5,739,217	3,250,888	8,715,284	10,935,208	10,909,222	10,225,527	8,145,977
2017	12,620,561	11,682,692	12,720,266	11,857,777	9,266,179	6,461,509	3,916,562	5,234,729	10,445,777	12,264,781	9,598,535	8,850,435
2018	13,886,552	13,267,241	14,540,838	12,011,503	11,023,677	7,753,946	4,931,625	10,037,992	11,637,828	13,756,042	12,868,864	9,976,196
2019	14,785,484	15,359,156	15,055,223	13,943,987	10,922,928	7,502,012	4,729,915	6,957,250	12,209,441	14,475,044	11,864,498	11,006,082
2020	16,069,716	16,528,886	16,731,683	15,722,132	12,897,221	9,447,977	6,165,442	10,624,003	9,931,922	15,494,673	14,719,790	10,601,826
2021	12,638,844	13,836,182	17,262,922	15,905,716	13,351,897	9,969,961	6,763,675					

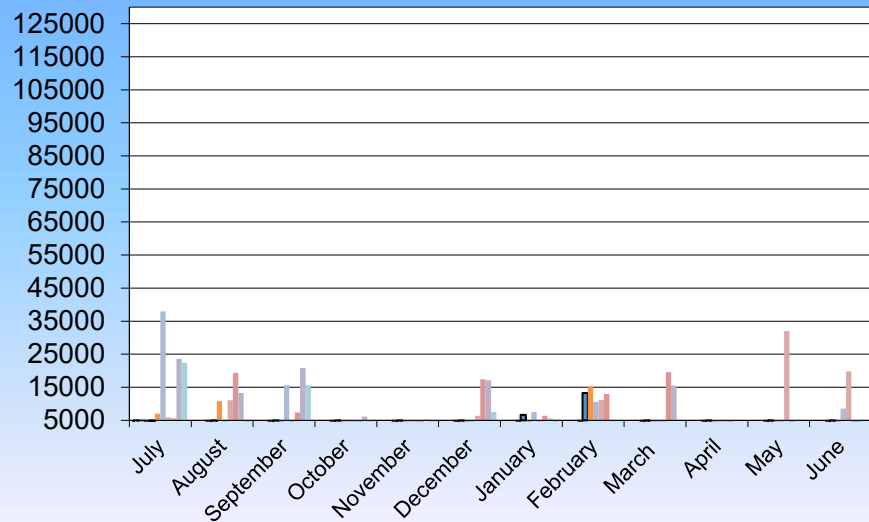


SPRINGBORO COMMUNITY CITY SCHOOLS
INVESTMENT INCOME HISTORY

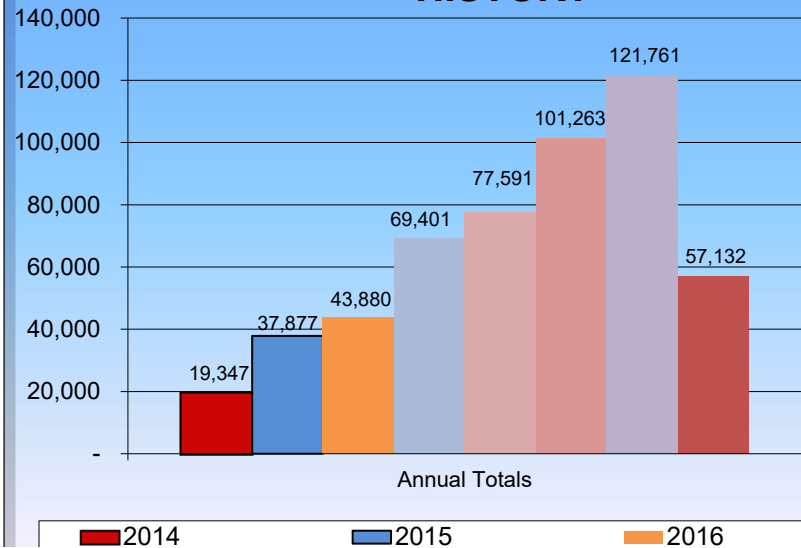
Current Month

	July	August	September	October	November	December	January	February	March	April	May	June	ANNUAL
2014	1221	2279	3249	2495	2490	2687	1129	883	-448	1712	1650	0	19,347
2015	4669	31	1679	3267	2659	1159	6674	13,265	574	1318	2582	0	37,877
2016	7045	10,791	759	1736	3735	1359	1785	15,304	654	685	27	0	43,880
2017	37,964	15	15,685	869	18	(12,835)	7,539	10,587	(4,215)	4,250	1,003	8,521	69,401
2018	5,955	11,125	718	958	-3924	6,360	-2699	11,168	-4284	403	32,017	19,794	77,591
2019	5,558	19,354	7,390	221	3497	17,427	6393	12,983	19,563	4,468	4,409	-	101,263
2020	23,662	13,260	20,849	6,183	5,303	17,090	5531	4,729	15,530	4,754	4,870	-	121,761
2021	22,446	2,749	15,606	2,268	4,312	7,532	2219						57,132

INVESTMENT INCOME MONTHLY HISTORY



INVESTMENT INCOME ANNUAL HISTORY



■ 2014 ■ 2015 ■ 2016 ■ 2017 ■ 2018 ■ 2019 ■ 2020 ■ 2021

■ 2017

■ 2018

■ 2019

Fund #	Fund Description	FYTD	MTD	FYTD	Current	Current	Unencumbered	Bank
Begin	Balance	MTD	Expenditures	Expenditures	Fund	Encumbrances	Fund	Code
		Receipts			Balance		Balance	
001	0000 GENERAL							
	9,588,616.65	1,901,556.09	29,057,202.60	5,107,842.94	32,895,354.97	5,750,464.28	2,535,508.80	3,214,955.48
001	9412 BUDGET RESERVE							
	1,013,208.92	0.00	0.00	0.00	0.00	1,013,208.92	0.00	1,013,208.92
002	0000 BOND RETIREMENT							
	8,462,235.79	0.00	3,143,836.11	0.00	5,903,460.10	5,702,611.80	0.00	5,702,611.80
002	9204 MASTER FACILITY PLAN-BOND RETIREMENT							
	0.00	0.00	0.00	0.00	0.00	0.00	0.00	0.00
003	0000 PERMANENT IMPROVEMENT							
	0.00	0.00	0.00	0.00	0.00	0.00	0.00	0.00
004	9018 Track & Turf Project FY18							
	408.74	0.00	22,500.00	0.00	22,403.42	505.32	0.00	505.32
004	9218 MIRACLE FIELD PROJECT							
	28,220.00	0.00	0.00	0.00	0.00	28,220.00	0.00	28,220.00
006	0000 FOOD SERVICE FUND							
	868,420.76	19,485.74	585,845.52	121,054.34	706,227.08	748,039.20	263,084.94	484,954.26
007	9001 PEPSI SCHOLARSHIP							
	8,000.00	0.00	0.00	0.00	0.00	8,000.00	0.00	8,000.00
007	9002 SHS MEMORIAL TRUST FUND							
	2,699.06	0.00	0.00	0.00	0.00	2,699.06	0.00	2,699.06
007	9003 ERIKA OWEN SCHOLARSHIP FUND							
	0.00	0.00	0.00	0.00	0.00	0.00	0.00	0.00
007	9004 SHAPIRO MEMORIAL SCHOLARSHIP FUND							
	0.00	0.00	0.00	0.00	0.00	0.00	0.00	0.00
007	9093 GRANGE SCHOLARSHIP FUND							
	22,418.85	0.19	6.54	0.00	0.00	22,425.39	0.00	22,425.39
007	9098 HAROLD E. MILLS SCHOLARSHIP FUND							
	41,705.82	0.35	12.07	0.00	0.00	41,717.89	0.00	41,717.89
007	9214 WADE SCHOLARSHIP							
	3,500.00	0.00	0.00	0.00	0.00	3,500.00	0.00	3,500.00
007	9219 Merle & Mary Allen Scholarhsip Fund							
	56,421.45	0.48	17.63	0.00	0.00	56,439.08	0.00	56,439.08

Fund #	Fund Description	FYTD	MTD	FYTD	Current	Current	Unencumbered	Bank	
Begin	MTD	Receipts	Expenditures	Expenditures	Fund Balance	Encumbrances	Fund Balance	Code	
Balance	Receipts								
007 9220	Wayne Kemper Scholarship Fund	3,060.00	0.00	0.00	0.00	3,060.00	0.00	3,060.00	
007 9221	Harris & South Families Scholarship Fund	0.00	400.00	600.00	0.00	600.00	0.00	600.00	
018 904A	HIGH SCHOOL PUBLIC SCHOOL SUPPORT FUND	36,184.34	1,195.02	26,471.72	1,236.37	9,811.25	52,844.81	3,776.23	49,068.58
018 905A	JR HIGH PUBLIC SCHOOL SUPPORT FUND	37,841.62	0.00	6,461.78	5,000.00	7,493.22	36,810.18	268.32	36,541.86
018 906A	SPRINGBORO INTERMEDIATE PUBLIC SCHOOL SUPPORT	6,315.56	0.00	3,841.56	0.00	1,506.45	8,650.67	0.00	8,650.67
018 907A	CLEARCREEK ELEMENTARY PUBLIC SCHOOL SUPPORT	31,685.89	952.00	15,968.95	1,966.45	10,908.61	36,746.23	1,653.34	35,092.89
018 915A	DENNIS ELEM EAST - PUBLIC SCHOOL SUPPORT FUND	25,803.79	0.00	16,492.32	10,056.31	19,940.93	22,355.18	1,815.98	20,539.20
018 918A	FIVE POINTS WEST - PUBLIC SCHOOL SUPPORT FUND	122,766.68	0.00	8,792.00	0.00	6,610.45	124,948.23	14.58	124,933.65
018 960A	Superintendent/District Support	41,976.93	0.00	269.00	0.00	4,116.42	38,129.51	21.96	38,107.55
018 970A	SUPP SERV/TRANS PUBLIC SCHOOL SUPPORT FUND	3,309.92	0.00	516.74	61.58	714.95	3,111.71	653.02	2,458.69
018 980A	CURRICULUM - PUBLIC SCHOOL SUPPORT FUND	0.00	0.00	0.00	4,235.15-	2,565.50-	2,565.50	0.00	2,565.50
019 9215	GOVS Grant FY15	0.00	0.00	0.00	0.00	0.00	0.00	0.00	0.00
019 9218	NASA Grant FY18	0.00	0.00	0.00	0.00	0.00	0.00	0.00	0.00
019 921J	JENNINGS GRANTS-TO-EDUCATORS FY12	0.00	0.00	0.00	0.00	0.00	0.00	0.00	0.00
019 9220	Warren Cty Board of MRDD Grant FY20	0.00	0.00	0.00	0.00	0.00	0.00	0.00	0.00
019 9221	WCBDD Grant FY21	0.00	25,000.00	50,000.00	4,684.74	43,066.54	6,933.46	6,933.46	0.00

Fund #	Fund Description	FYTD	MTD	FYTD	Current	Current	Unencumbered	Bank	
Begin	Balance	Receipts	Expenditures	Expenditures	Fund Balance	Encumbrances	Fund Balance	Code	
019 922S	FY12 MENTAL RECOVERY - RE-DO PROGRAM	0.00	0.00	0.00	0.00	0.00	0.00	0.00	
019 923K	FY13 KINDER MORGAN GRANT	0.00	0.00	0.00	0.00	0.00	0.00	0.00	
019 923M	FY13 - MEN OF STRENGTH VIOLENCE PREV. GRANT	0.00	0.00	0.00	0.00	0.00	0.00	0.00	
019 924K	FY14 KINDER MORGAN GRANT	0.00	0.00	0.00	0.00	0.00	0.00	0.00	
020 0000	MVH LEASE PAYMENTS/SPECIAL ENTERPRISE FUND	0.00	1,003,178.50	0.00	822,946.95	180,231.55	0.00	180,231.55	
024 9202	FLEXIBLE SPENDING	9,091.77	0.00	0.00	0.00	9,091.77	0.00	9,091.77	
200 901A	HIGH SCHOOL PRIDE COMMITTEE	1,194.68	0.00	0.00	0.00	1,194.68	0.00	1,194.68	
200 902A	ROBOTICS CLUB - DISTRICT WIDE	24,196.04	485.57	3,956.57	989.63	15,466.68	12,685.93	1,055.23	11,630.70
200 903A	STAND CLUB	403.44	0.00	0.00	0.00	0.00	403.44	0.00	403.44
200 904A	Radio Broadcasting Club	200.00	0.00	0.00	0.00	0.00	200.00	0.00	200.00
200 905A	SKI CLUB	10,183.46	0.00	0.00	0.00	0.00	10,183.46	0.00	10,183.46
200 906A	HS CAR CLUB	412.78	0.00	0.00	0.00	0.00	412.78	0.00	412.78
200 907A	BPA Club (Business) HS	41.00	0.00	235.00	0.00	0.00	276.00	0.00	276.00
200 908A	JROTC	5,308.85	0.00	150.00	33.00	507.95	4,950.90	1,367.00	3,583.90
200 909A	HIGH SCHOOL GERMAN CLUB	108.38	0.00	0.00	0.00	0.00	108.38	0.00	108.38
200 910A	HS Academic Team	96.34	0.00	0.00	0.00	0.00	96.34	0.00	96.34

Fund #	Fund Description	FYTD	MTD	FYTD	Current	Current	Unencumbered	Bank	
Begin	MTD Receipts	Receipts	Expenditures	Expenditures	Fund Balance	Encumbrances	Fund Balance	Code	
200 911A	SI - STUDENT COUNCIL	1,343.10	0.00	80.00	0.00	237.15	1,185.95	0.00	1,185.95
200 912A	HS ART CLUB	25.29	0.00	0.00	0.00	0.00	25.29	0.00	25.29
200 913A	HIGH SCHOOL DRAMA CLUB	5,237.70	0.00	0.00	0.00	0.00	5,237.70	0.00	5,237.70
200 914A	JCOWA (FORMERLY GLOBAL CONNECTIONS)	494.94	0.00	0.00	0.00	0.00	494.94	0.00	494.94
200 915A	S.A.D.D.	3,399.30	15.00	95.00	0.00	0.00	3,494.30	0.00	3,494.30
200 916A	HS LANGUAGE CLUB	3,050.20	0.00	0.00	0.00	0.00	3,050.20	0.00	3,050.20
200 917A	HIGH SCHOOL STUDENT COUNCIL	30,577.20	0.00	0.00	0.00	1,000.00	29,577.20	0.00	29,577.20
200 918A	JR HIGH STUDENT COUNCIL	1,092.31	0.00	0.00	0.00	0.00	1,092.31	0.00	1,092.31
200 919A	S-CAPADES	14,283.66	1,725.00	11,015.00	0.00	9,268.68	16,029.98	0.00	16,029.98
200 920A	JR HIGH YEARBOOK	14,174.43	0.00	75.00	1,424.97	5,850.25	8,399.18	0.00	8,399.18
200 921A	DENNIS DH CLASS	349.55	0.00	0.00	0.00	0.00	349.55	0.00	349.55
200 922A	HS JOB AND LIFE SKILLS	396.44	0.00	0.00	0.00	0.00	396.44	0.00	396.44
200 923A	FP LIFE SKILLS	0.00	0.00	0.00	0.00	0.00	0.00	0.00	0.00
200 924A	SI Theater Club	5,329.15	0.00	0.00	0.00	0.00	5,329.15	0.00	5,329.15
200 925A	HIGH SCHOOL NEWSPAPER	1.11	0.00	0.00	0.00	0.00	1.11	0.00	1.11
200 926A	JR HIGH NEWSPAPER	86.12	0.00	0.00	0.00	0.00	86.12	0.00	86.12

Fund #	Fund Description	FYTD	MTD	FYTD	Current	Current	Unencumbered	Bank
Begin	Balance	Receipts	Expenditures	Expenditures	Fund Balance	Encumbrances	Fund Balance	Code
		Receipts						
200 927A	HS NHS							
	1,050.39	0.00	0.00	0.00	385.00	665.39	0.00	665.39
200 928A	S.A.D.D. - JUNIOR HIGH							
	352.99	0.00	0.00	0.00	0.00	352.99	0.00	352.99
200 929A	THE MUSE MACHINE							
	6,093.08	0.00	25.00	0.00	2,158.00	3,960.08	0.00	3,960.08
200 930A	HS Fishing Club							
	1,725.13	0.00	0.00	0.00	0.00	1,725.13	0.00	1,725.13
200 931A	JH JOB AND LIFE SKILLS							
	816.08	0.00	0.00	0.00	0.00	816.08	0.00	816.08
200 9323	Mindfulness Club							
	140.00	0.00	0.00	0.00	0.00	140.00	0.00	140.00
200 933A	SPRINGBORO CHAPTER OF HOSA							
	0.00	0.00	0.00	0.00	0.00	0.00	0.00	0.00
200 950A	HS TECH PREP							
	5.00	0.00	0.00	0.00	0.00	5.00	0.00	5.00
200 954A	JR STATESMEN OF AMERICA							
	40.00	0.00	0.00	0.00	0.00	40.00	0.00	40.00
200 956A	JH NHS							
	676.10	0.00	0.00	0.00	0.00	676.10	0.00	676.10
200 960A	HIGH SCHOOL PANTHER EXPRESS							
	39,889.15	0.00	0.00	0.00	0.00	39,889.15	0.00	39,889.15
200 965A	HS SCIENCE & ENGINEERING CLUB							
	168.56	0.00	0.00	0.00	0.00	168.56	0.00	168.56
200 971A	CLASS OF 2019							
	0.00	0.00	0.00	0.00	0.00	0.00	0.00	0.00
200 972A	CLASS OF 2020							
	2,811.85	0.00	0.00	0.00	2,811.85	0.00	0.00	0.00
200 973A	CLASS OF 2021							
	582.59	0.00	7,063.15	0.00	0.00	7,645.74	0.00	7,645.74
200 974A	CLASS OF 2022							
	0.00	0.00	593.03	0.00	0.00	593.03	0.00	593.03

Fund #	Fund Description	FYTD	MTD	FYTD	Current	Current	Unencumbered	Bank	
Begin	Balance	MTD Receipts	Receipts	Expenditures	Expenditures	Fund Balance	Encumbrances	Fund Balance Code	
300 901O	HS WRESTLING FUNDRAISER ACCT.	252.01	0.00	190.00	100.00	100.00	342.01	0.00	342.01
300 901P	JH WRESTLING FUNDRAISER ACCT.	503.02	0.00	0.00	0.00	0.00	503.02	0.00	503.02
300 901Q	HS GIRLS BASKETBALL FUNDRAISER ACCT.	6,538.97	195.00	24,567.00	8,381.88	23,301.23	7,804.74	5,029.58	2,775.16
300 901R	JH GIRLS BASKETBALL FUNDRAISER ACCT.	160.00	0.00	0.00	0.00	0.00	160.00	0.00	160.00
300 901S	GIRLS SOCCER FUNDRAISER ACCT.	6,841.37	3,485.00	13,782.82	0.00	882.50	19,741.69	2,138.75	17,602.94
300 901T	HS VOLLEYBALL FUNDRAISER ACCT.	5,512.90	0.00	4,657.80	955.65	9,131.15	1,039.55	144.35	895.20
300 901U	JH VOLLEYBALL FUNDRAISER	0.00	0.00	0.00	0.00	0.00	0.00	0.00	0.00
300 901V	Panther Indoor Track Club	7,739.04	0.00	0.00	0.00	0.00	7,739.04	0.00	7,739.04
300 901W	HS CROSS COUNTRY FUNDRAISER ACCT.	5,180.26	0.00	11,915.54	496.00	9,607.82	7,487.98	154.50	7,333.48
300 901X	JH CROSS COUNTRY FUNDRAISER ACCT.	243.90	0.00	0.00	0.00	0.00	243.90	0.00	243.90
300 901Y	BOYS TENNIS FUNDRAISER ACCT.	4,538.36	0.00	0.00	0.00	0.00	4,538.36	0.00	4,538.36
300 901Z	GIRLS TENNIS FUNDRAISER ACCT.	3,480.45	0.00	6,211.80	0.00	8,196.74	1,495.51	527.84	967.67
300 902B	BAND	0.00	1,250.00	8,441.00	0.00	24,925.59	16,484.59-	0.00	16,484.59-
300 903B	HIGH SCHOOL CHOIR (MUSICALS)	13,434.77	461.00	1,473.20	989.42	3,091.24	11,816.73	260.58	11,556.15
300 904B	JR HIGH CHEERLEADERS	117.28	0.00	0.00	0.00	0.00	117.28	0.00	117.28
300 905B	HIGH SCHOOL CHEERLEADERS	30,056.33	0.00	3,735.43	1,520.87	15,298.57	18,493.19	4,051.41	14,441.78

Fund #	Fund Description	FYTD Receipts	MTD Expenditures	FYTD Expenditures	Current Fund Balance	Current Encumbrances	Unencumbered Fund Balance	Bank Code	
499 9219	School Safety Grant FY19	0.00	0.00	0.00	0.00	0.00	0.00		
499 9220	BWC Safety Grant FY20	0.00	0.00	0.00	0.00	0.00	0.00		
499 9221	School Bus Purchase Grant FY21	0.00	0.00	31,827.25	0.00	0.00	0.00		
507 9221	ESSER CARES Funding FY21	0.00	0.00	94,083.60	1,855.37	97,287.06	3,203.46-	3,203.46-	
510 9021	County CARES Funds	0.00	0.00	350,576.27	5,784.15	340,798.10	9,778.17	2,666.65	7,111.52
510 9221	CARES CRF Suburban Grant FY21	0.00	115,896.01	296,679.43	173.34	296,807.77	128.34-	0.00	128.34-
516 9019	IDEA B Restoration Funds	0.00	0.00	0.00	0.00	0.00	0.00	0.00	0.00
516 9020	FY20 Restoration Funds	609.94	0.00	14,210.55	103.50	26,513.99	11,693.50-	97,967.75	109,661.25-
516 9219	IDEA-B FY19	0.00	0.00	0.00	0.00	0.00	0.00	0.00	0.00
516 9220	Part B FY20	40,121.26	0.00	98,081.92	0.00	138,203.18	0.00	0.00	0.00
516 9221	IDEA B FY21	0.00	517,583.67	517,583.67	118,163.47	521,105.03	3,521.36-	6,568.41	10,089.77-
551 9020	Title III Consortium Funds - BCESC	0.00	0.00	0.00	0.00	0.00	0.00	0.00	0.00
551 9021	Title III - BCESC Consortium	0.00	0.00	3,435.42	0.00	0.00	3,435.42	0.00	3,435.42
572 9021	Expanding Opportunities for Children FY21	0.00	290.84	290.84	229.67-	290.84	0.00	1,979.49	1,979.49-
572 9219	TITLE I FY19	0.00	0.00	0.00	0.00	0.00	0.00	0.00	0.00
572 9220	Title I FY20	5,499.65	0.00	5,499.64	0.00	10,999.29	0.00	0.00	0.00

Fund #	Fund Description	FYTD	MTD	FYTD	Current	Current	Unencumbered	Bank
Begin	Balance	MTD	Expenditures	Expenditures	Fund	Encumbrances	Fund	Code
		Receipts			Balance		Balance	
572 9221	Title I FY21							
	0.00	22,000.00	57,799.90	11,000.00	57,799.90	0.00	119.45	119.45-
587 9019	IDEA Pre-School Restoration Funds							
	0.00	0.00	0.00	0.00	0.00	0.00	0.00	0.00
587 9020	Pre-School Restoration FY20							
	5,116.37	0.00	0.00	252.00-	7,920.06	2,803.69-	0.00	2,803.69-
587 9219	PRE-SCHOOL SPEC ED							
	0.00	0.00	0.00	0.00	0.00	0.00	0.00	0.00
587 9220	Pre-School Special Ed FY20							
	0.00	0.00	0.00	0.00	0.00	0.00	0.00	0.00
587 9221	Pre-School Special Ed FY21							
	0.00	6,383.60	15,959.00	3,191.80	15,959.00	0.00	0.00	0.00
590 9219	TITLE II-A FY19							
	0.00	0.00	0.00	0.00	0.00	0.00	0.00	0.00
590 9220	Title II-A ITC FY20							
	2,281.00	0.00	2,281.00-	0.00	0.00	0.00	0.00	0.00
590 9221	Title II-A FY21							
	0.00	43,469.93	46,560.55	1,528.63	47,386.17	825.62-	4,873.99	5,699.61-
599 9021	LSTA CARES Grant - Thornberry							
	0.00	0.00	3,000.00	0.00	2,700.79	299.21	299.21	0.00
599 9218	Title IV-A ESSA							
	0.00	0.00	0.00	0.00	0.00	0.00	0.00	0.00
599 9219	Student Support & Academic Enrich FY19							
	0.00	0.00	0.00	0.00	0.00	0.00	0.00	0.00
599 9220	Title IV-A ESSA FY20							
	0.00	0.00	0.00	0.00	0.00	0.00	0.00	0.00
599 9221	Title IV-A ESSA FY21							
	0.00	0.00	130.00	0.00	130.00	0.00	0.00	0.00
GRAND TOTALS:								
	21,030,656.28	2,703,072.11	35,870,730.51	5,447,904.27	42,531,058.19	14,370,328.60	3,105,565.80	11,264,762.80